


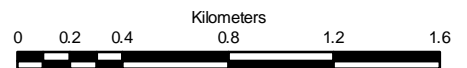


# King's Creek Sub-Units with Ortho

## Key

-  Kings Creek Station
-  Original Map Units
-  Modified Sub-Units

# F



Created By: Adam Skibbe

Date: May 3, 2007

